



# BNY Mellon Mid Cap Multi-Strategy Fund

**FACT SHEET**  
Mar 31, 2022

Class M **MPMCX** Investor Shares **MIMSX**

## Goal/Approach

The fund seeks capital appreciation. To pursue its goal, the fund normally invests at least 80% of its net assets, plus any borrowings for investment purposes, in equity securities of mid cap companies. The fund normally allocates its assets among multiple investment strategies employed by BNY Mellon Investment Adviser, Inc. (BNYM Investment Adviser) and affiliated and unaffiliated sub-advisers that invest primarily in equity securities issued by mid cap companies. The fund is designed to provide exposure to various mid cap equity portfolio managers and investment strategies and styles.

## CUSIP

Class M 05569M509  
Investor Shares 05569M608

## Assets for the Fund

\$2,497,231,317

## Holdings<sup>2</sup>

656

## Dividend Frequency

Annually

## Sub-Adviser

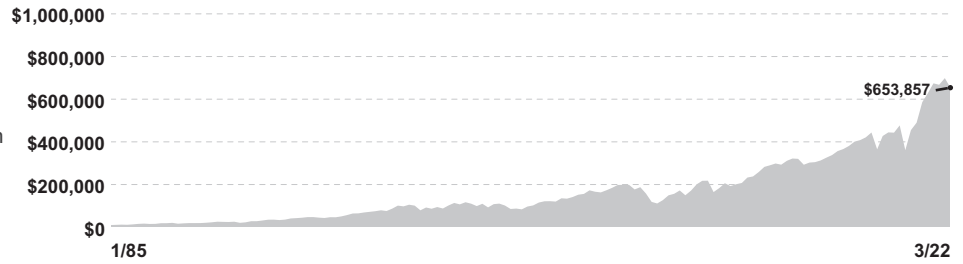


## Morningstar Category

Mid-Cap Growth

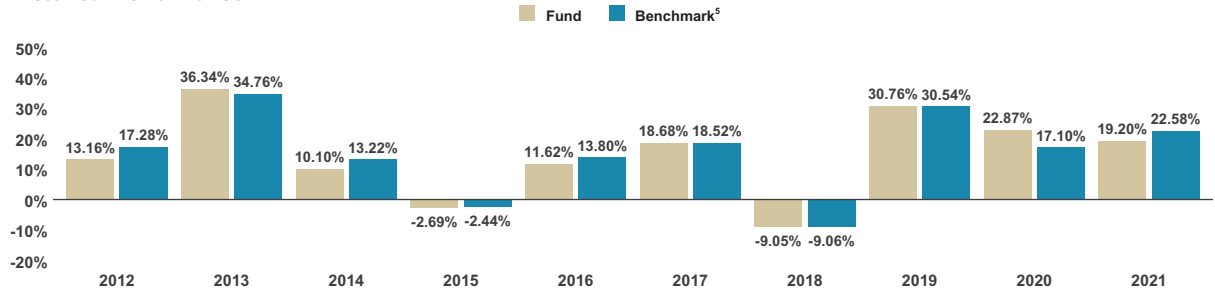
## Growth of a \$10,000 Investment<sup>1</sup>

A hypothetical \$10,000 investment in the fund's Class M shares on 1/1/85 would have been worth \$653,857 on 3/31/22.



Assumes reinvestment of dividends and capital gains.

## Historical Performance<sup>3</sup>



## Average Annual Total Returns (3/31/22)

Share Class/Inception Date	3 M	YTD	1 Yr	3 Yr	5 Yr	10 Yr
Class M (NAV) 01/01/85 <sup>4</sup>	-6.43%	-6.43%	4.12%	15.22%	12.89%	12.24%
Investor Shares (NAV) 07/11/01	-6.45%	-6.45%	3.84%	14.95%	12.63%	11.97%
Russell Midcap <sup>®</sup> Index <sup>5</sup>	-5.68%	-5.68%	6.92%	14.89%	12.62%	12.85%
Russell Midcap <sup>®</sup> Value Index <sup>6</sup>	-1.82%	-1.82%	11.45%	13.69%	9.99%	12.01%
Russell Midcap <sup>®</sup> Growth Index <sup>7</sup>	-12.58%	-12.58%	-0.89%	14.81%	15.10%	13.52%

The performance data quoted represents past performance, which is no guarantee of future results. Share price and investment return fluctuate, and an investor's shares may be worth more or less than original cost upon redemption. Current performance may be lower or higher than the performance quoted. Performance for periods of less than 1 year is not annualized. Go to [im.bnymellon.com](http://im.bnymellon.com) for the fund's most recent month-end returns. Total Expense Ratios: Class M 0.90%, Investor Shares 1.15%. Not all classes of shares may be available to all investors or through all broker-dealer platforms.

<sup>1</sup>Before the fund commenced operations on 10/2/00 (fund inception date), substantially all of the assets of a predecessor common trust fund (CTF) that, in all material respects, had the same investment objective, policies, guidelines and restrictions as the fund were transferred to the fund. The performance figures presented represent the performance of the predecessor CTF from its inception date (1/1/85) through 10/1/00, adjusted to reflect the fund's fees and expenses, by subtracting from the actual performance of the CTF the expenses of the fund's class M shares (net of any fee waivers and expense reimbursements), and the performance of the fund's Class M shares thereafter. The predecessor CTF was not registered under the Investment Company Act of 1940 and therefore was not subject to certain investment restrictions that might have adversely affected performance. <sup>2</sup>Portfolio composition is as of 3/31/2022 and is subject to change at any time. <sup>3</sup>Performance figures may reflect reimbursements or fee waivers, without which the performance would have been lower. <sup>4</sup>Represents the CTF Inception. <sup>5</sup>Source: FactSet. The **Russell Midcap<sup>®</sup> Index** measures the performance of the mid-cap segment of the U.S. equity universe. The Russell Midcap<sup>®</sup> Index is a subset of the Russell 1000<sup>®</sup> Index. It includes approximately 800 of the smallest securities based on a combination of their market cap and current index membership. The Russell Midcap<sup>®</sup> Index represents approximately 31% of the total market capitalization of the Russell 1000 companies. The Russell Midcap<sup>®</sup> Index is constructed to provide a comprehensive and unbiased barometer for the mid-cap segment. The index is completely reconstituted annually to ensure larger stocks do not distort the performance and characteristics of the true mid-cap opportunity set. <sup>6</sup>Source: FactSet. The **Russell Midcap<sup>®</sup> Value Index** measures the performance of the mid-cap value segment of the U.S. equity universe. It includes those Russell Midcap<sup>®</sup> Index companies that are considered more value-oriented relative to the overall market as defined by Russell's leading style methodology. The Russell Midcap<sup>®</sup> Value Index is constructed to provide a comprehensive and unbiased barometer of the mid-cap value market. The index is completely reconstituted annually to ensure larger stocks do not distort the performance and characteristics of the true mid-cap value market. <sup>7</sup>Source: FactSet. The **Russell Midcap<sup>®</sup> Growth Index** measures the performance of the mid-cap growth segment of the U.S. equity universe. It includes those Russell Midcap<sup>®</sup> Index companies with higher growth earning potential as defined by Russell's leading style methodology. The Russell Midcap<sup>®</sup> Growth Index is constructed to provide a comprehensive and unbiased barometer of the mid-cap growth market. The index is completely reconstituted annually to ensure larger stocks do not distort the performance and characteristics of the true mid-cap growth market. Investors cannot invest directly in any index.

"Newton" and/or the "Newton Investment Management" brand refers to Newton Investment Management Limited. Newton is incorporated in the United Kingdom and is authorized and regulated by the Financial Conduct Authority in the conduct of investment business. Newton is registered with the U.S. Securities and Exchange Commission (SEC) as an investment adviser. Newton is a subsidiary of The Bank of New York Mellon Corporation.

Not FDIC-Insured. Not Bank-Guaranteed. May Lose Value.

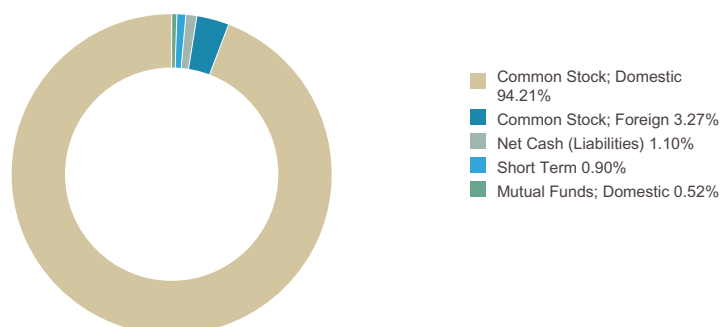


**BNY MELLON**  
WEALTH MANAGEMENT

# BNY Mellon Mid Cap Multi-Strategy Fund

Class M **MPMCX** Investor Shares **MIMSX**

## Asset Allocation<sup>1</sup>



## Industry Allocation<sup>1</sup>

Finance	13.41%
Industrial	13.19%
Technology	12.59%
Health Care	11.34%
Telecommunication Services	6.03%
Energy	5.13%
Retailing	5.06%
Utilities	3.93%
Materials	3.06%
Commercial & Professional Services	3.02%

## Top Ten Holdings<sup>1</sup>

Expedia	1.33%
Lululemon Athletica	0.92%
HubSpot	0.86%
Amphenol, Cl. A	0.85%
EQT	0.82%
Lyft	0.80%
Pioneer Natural Resources	0.78%
Global Payments	0.76%
Splunk	0.74%
O'Reilly Automotive	0.70%

The holdings listed should not be considered recommendations to buy or sell a security. Large concentrations can increase share price volatility.

## Portfolio Management

The fund's investment adviser is BNYM Investment Adviser. Alicia Levine is the fund's primary portfolio manager responsible for investment allocation decisions, a position she has held since September 2021. Ms. Levine is Head of Equities, Capital Markets Advisory and Vice Chair for BNY Mellon Wealth Management, an affiliate of BNYM Investment Adviser. She also is an employee of BNYM Investment Adviser and manages the fund in her capacity as an employee of BNYM Investment Adviser.

Investors should consider the investment objectives, risks, charges, and expenses of the fund carefully before investing. Contact your financial professional to obtain a prospectus and, if available, the summary prospectus that contains this and other information about the fund, and read it carefully before investing.

BNY Mellon Investment Adviser, Inc., BNY Mellon Wealth Management, Newton Investment Management North America, LLC, and BNY Mellon Securities Corporation are affiliated with The Bank of New York Mellon Corporation. BNY Mellon is the corporate brand of The Bank of New York Mellon Corporation.

<sup>1</sup>Portfolio composition is as of 3/31/2022 and is subject to change at any time.

**Risks:** Equities are subject to market, market sector, market liquidity, issuer, and investment style risks, among other factors, to varying degrees. Investing in **foreign denominated and/or domiciled securities** involves special risks, including changes in currency exchange rates, political, economic, and social instability, limited company information, differing auditing and legal standards, and less market liquidity. These risks generally are greater with emerging market countries. **Small and midsized company stocks** tend to be more volatile and less liquid than larger company stocks as these companies are less established and have more volatile earnings histories. *Recent market risks include pandemic risks related to COVID-19. The effects of COVID-19 have contributed to increased volatility in global markets and will likely affect certain countries, companies, industries and market sectors more dramatically than others. To the extent the fund may overweight its investments in certain countries, companies, industries or market sectors, such positions will increase the fund's exposure to risk of loss from adverse developments affecting those countries, companies, industries or sectors.*

*This material has been distributed for informational purposes only and should not be construed as investment advice or a recommendation of any particular investment, strategy, investment manager or account arrangement, and should not serve as a primary basis for investment decisions. Investors should consult a legal, tax or financial professional in order to determine whether any investment product or service is appropriate for a particular situation.*